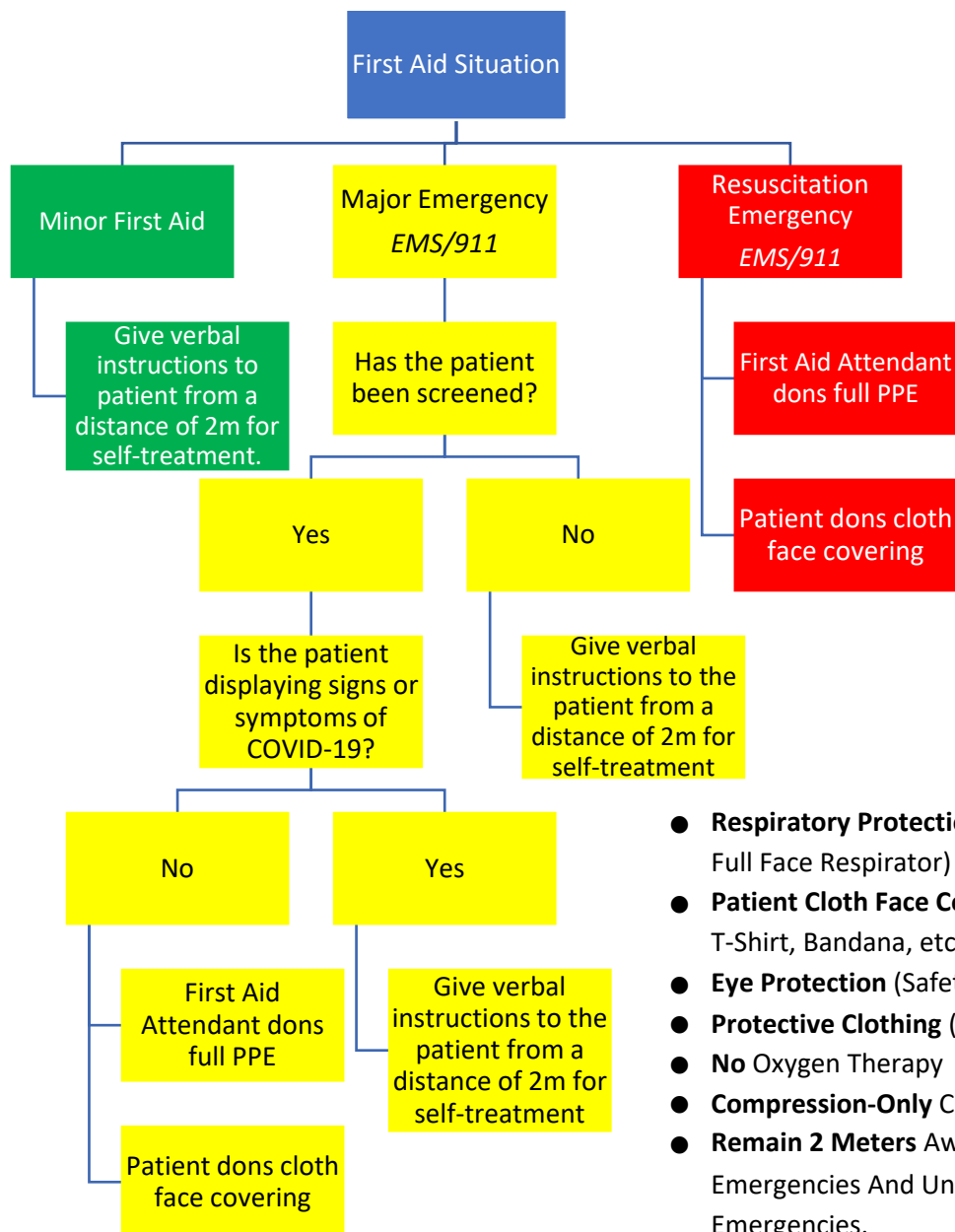


CREW TALK

Date: May 5th 2020

FIRST AID RESPONSE PROCEDURES DURING COVID-19

- These procedures are only for trained first aid attendants and if it is their responsibility to provide first aid. The following measures have been put in place to reduce risk to our first aid attendants.
- Below is an easy to follow guide assisting you through all possible **First Aid** scenarios during COVID-19
- All other staff should activate EMS/911 for medical support and seek a first aid attendant if available.



- **Respiratory Protection:** (N-95 Mask, Half-Face & Full Face Respirator)
- **Patient Cloth Face Covering** (Non-Surgical Mask, T-Shirt, Bandana, etc.)
- **Eye Protection** (Safety Glasses, Goggles, Face Shield)
- **Protective Clothing** (Apron, Coveralls, etc.)
- **No Oxygen Therapy**
- **Compression-Only** CPR For Resuscitation Emergencies
- **Remain 2 Meters** Away From All Patients With Minor Emergencies And Unscreened Patients With Major Emergencies.

If you have any questions please find your supervisor.

First Aid Response During COVID-19


Background Information:

As the situation around novel coronavirus (COVID-19) continues to evolve, the [City's Emergency Operations Centre](#) is in constant dialogue with public health authorities, including Fraser Health and the BC Centre for Disease Control (BCCDC). The City continues to monitor the situation and is committed to sharing further developments, as they become available, to ensure residents and City staff are kept informed and safe.

The [City's Emergency Operations Centre](#) continues to be proactive in their efforts to get ahead of increasing risks. The Committee meets twice each day to monitor the situation, and to plan and execute any necessary protocols to ensure all residents and City staff are kept informed and safe.

Additional Information:

What the [City is doing to keep residents and City staff safe](#).

For latest updates on the City's public response, visit the  [Coronavirus Update page](#) on [surrey.ca](#).

[Information for supervisors and managers](#) is also available.

If you have any questions, email covid-19inquiries@surrey.ca, contact your HR Advisor or speak to your supervisor or manager.

Our employees are key to our success and their health and safety are a priority for the City of Surrey. Optimizing employee health and safety benefits employees, helps reduce absence-related costs, and enhances productivity.

The City of Surrey's Occupational Health and Safety Management System commits to:

- Improve workplace safety standards
- Reduce risk
- Reduce incident frequency
- Fulfill requirements of Occupational Health and Safety Act and Regulations

Recommended Responses:

A City of Surrey first aid attendant may be called to render first aid to other City employees or non-employees (including members of the public, contractors, etc.). Providing first aid during the COVID-19 pandemic can raise questions around community infection.

All situations require an individual scene assessment gathering as much information as possible (E.g., history of incident, type of first aid, any obvious concerns of COVID-19, etc.) before treatment and no two scenarios are the same. Universal precautions and disinfection protocol¹ are to be followed in every incident. Aerosol-generating activities are not permitted. The following control measures are recommended to reduce the risk to our first aid attendants:

Minor First Aid (All Patients)

A minor first aid is an ailment that can be cared for on-site. The patient is fully conscious and can bring themselves to the first aid room/station. Examples include abrasions, lacerations, etc.

The recommended action(s) to take to manage a minor first aid are to:

- give verbal instructions to the patient from a distance of 2m for self-treatment

Major Emergency (Screened Patients)

A major emergency is a first aid that requires EMS/911 activation.

The recommended action(s) are to be taken to manage a major emergency for staff that have self-screened to be at work or other on-site workers that have filled out the [COVID-19 City of Surrey Contractor Enhanced Screening Guidelines](#):

- activate EMS/911
- provide care wearing gloves, respiratory protection (E.g., N-95 mask, half-face respirator, full-face respirator), eye protection (E.g., safety glasses, goggles, face shield, etc.), protective clothing (E.g., apron, coveralls, gown, etc.)
- patient wears cloth face covering (E.g., non-surgical mask, t-shirt, bandana, etc.)
- no oxygen therapy
- help administer medication(s)
- follow disinfection protocol

¹ After treatment, all equipment used will need to be sanitized with either soap and water or 70% isopropyl alcohol. Any PPE not disposable, as well as any exposed clothing, must be removed and washed, and hands thoroughly washed.

Major Emergency (Unscreened Patients)

A major emergency is a first aid that requires EMS/911 activation.

The recommended action(s) are to be taken to manage a major emergency for patients that have not been screened:

- activate EMS/911
- give verbal instructions to the patient from a distance of 2m for self-treatment

Resuscitation Emergency (All Patients)

A resuscitation emergency is a major emergency where the patient is not displaying signs of consciousness or breathing.

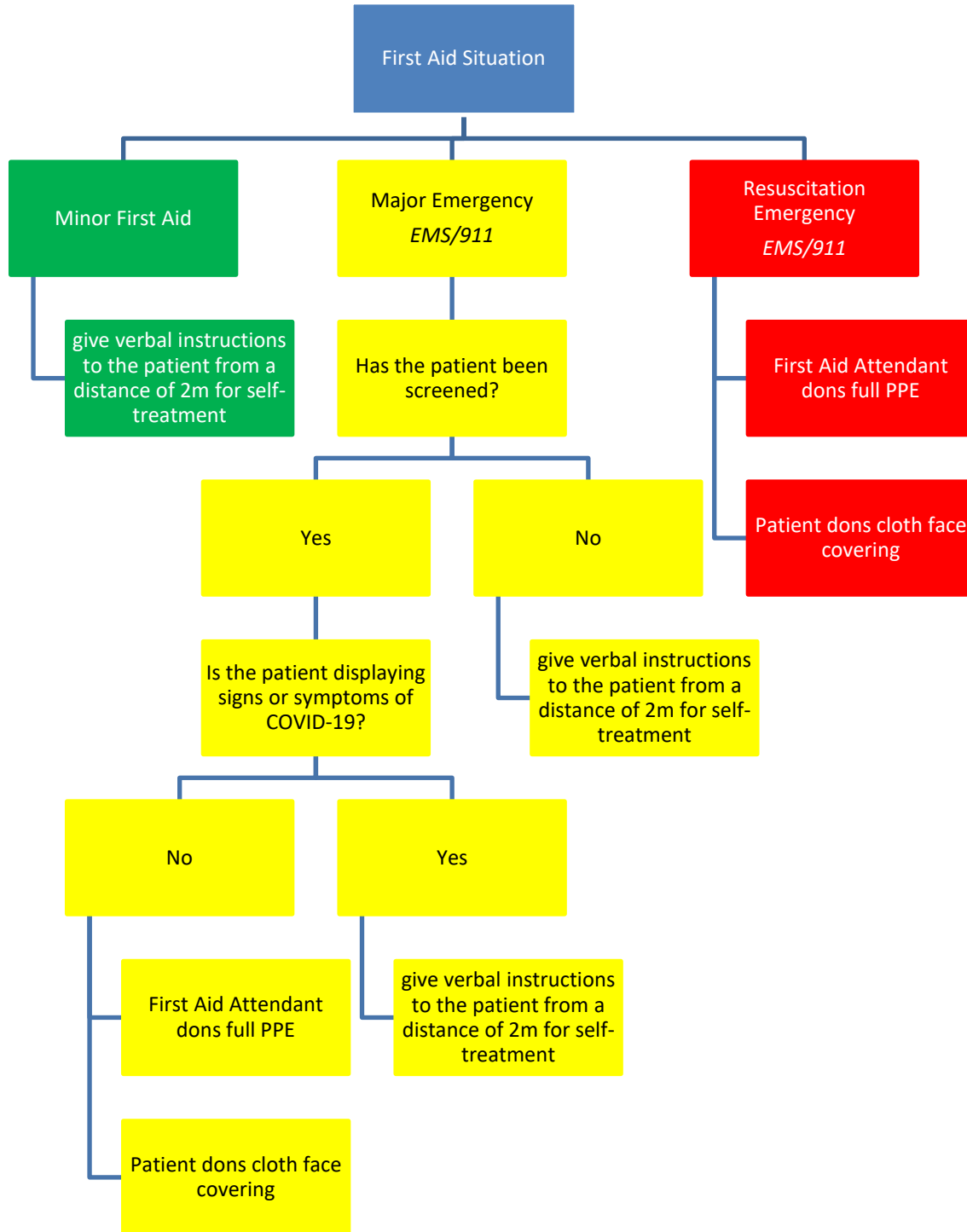
The recommended action(s) are to be taken to manage a resuscitation emergency:

- activate EMS
- administer compression-only CPR provide care wearing gloves, respiratory protection (E.g., N-95 mask, half-face respirator, full-face respirator), eye protection (E.g., safety glasses, goggles, face shield, etc.), protective clothing (E.g., apron, coveralls, gown, etc.)
- patient wears cloth face covering (E.g., non-surgical mask, t-shirt, bandana, etc.)
- deploy AED
- no oxygen therapy
- follow disinfection protocol

References

1. Surrey Fire Services
2. [WorkSafe BC OFAA COVID Protocols](#)
3. [Centers for Disease Control and Prevention](#)
4. [Canadian Red Cross: First aid protocols for an unresponsive person during COVID-19](#)

Appendix A: First Aid Attendant Quick-Reference Physical Distancing and/or PPE Guide



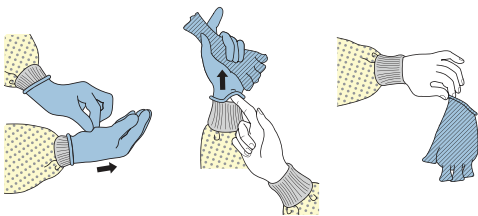


Coronavirus COVID-19

BC Centre for Disease Control | BC Ministry of Health

9 Steps to Doff (Take Off) Personal Protective Equipment (PPE) For Airborne Precautions (AGMP)

1 Gloves



The outside of gloves are contaminated. Grasp palm area of one gloved hand and peel off first glove. Slide fingers of hand under other glove at wrist and peel off. Discard in regular waste bin.

2 Perform Hand Hygiene



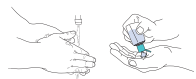
Clean all surfaces of hands and wrists.

3 Gown



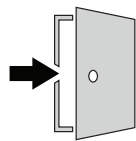
Unfasten ties, pull gown away from neck and shoulders, touching ONLY the inside of the gown. Turn gown inside out and roll into a bundle. Place in soiled laundry hamper (if reusable) or in regular waste bin (if disposable).

4 Perform Hand Hygiene



Clean all surfaces of hands and wrists.

5 Exit Room



Exit room and perform hand hygiene.

6 Goggles or Face Shield



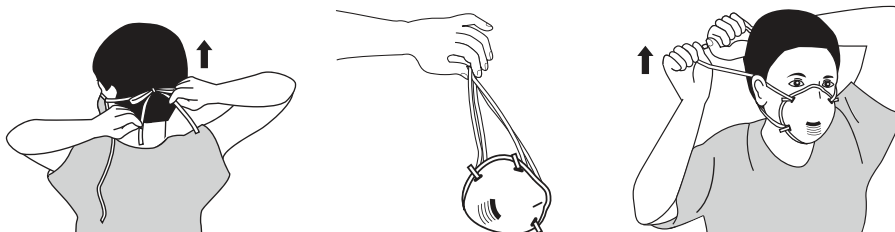
Do NOT touch the front of the eye wear. Place in receptacle for reprocessing (if reusable) or in regular waste bin (if disposable).

7 Perform Hand Hygiene



Clean all surfaces of hands and wrists.

8 N95 Respirator



Grasp ties or elastics at back and remove WITHOUT touching the front. Place in receptacle for reprocessing or in regular waste bin if soiled or broken.

9 Perform Hand Hygiene



Clean all surfaces of hands and wrists.

